









A6-USD2

A6-USD2 has ONE bank of 8 switches

NOTE: Fun Stop Photos does not give change.
Accepting \$1 and \$5 bills, only, is recommended.

 = Fun Stop Photos default setting

	FUNCTION	SW1	SW2	SW3	SW4	SW5	SW6	SW7	SW8
	Reject US\$ 1	ON							
★	Accept US\$ 1	 OFF							
	Reject US\$ 5		ON						
★	Accept US\$ 5		 OFF						
★	1 pulse / one dollar			 OFF	 OFF				
	2 pulse / one dollar			ON	OFF				
	4 pulse / one dollar			OFF	ON				
	20 pulse / one dollar			ON	ON				
★	Pulse Speed	50ms on / 50ms off				 OFF	 OFF		
		60ms on / 300ms off				ON	OFF		
		30ms on / 50ms off				OFF	ON		
		150ms on / 150ms off				ON	ON		
	Harness disable							 ON	
★	Harness enable							OFF	
★	Inhibit Active High								 ON
	Inhibit Active Low								OFF

Note : (1) Reset the bill acceptor after setting the dip switch.

(2) SW3~SW8 of the 8-switch DIP are for pulse protocol only.

See www.teamplayinc.com for Tech Support.